



# PRODUCT CATALOGUE

We Make the **Longest, Most Versatile** Rescue  
Pole Systems in the World

[www.reachandrescue.com](http://www.reachandrescue.com)

# ABOUT

# REACH & RESCUE LTD

When fire-fighters realised they were missing a vital component in their water rescue procedure, they needed an innovative solution. Rather than turning to safety gear experts, it was the manufacturing industry that they asked for help. Thinking outside the box can result in truly groundbreaking products with many diverse applications. Reach and Rescue have

created an innovative and revolutionary lifesaving invention.

The longest, most versatile and successful telescopic rescue pole system in the world was born and manufactured right here in Great Britain.

By travelling the globe and listening to what the needs of the customers

are, Reach and Rescue have been able to adapt to these needs. As such, the pole has a much wider usage than just water rescue. From Security to Working at heights, the innovative, revolutionary and versatile Telescopic Pole can be, and is used in so many sectors and industries.

*"The crew actually used the pole to rescue a male from water. Access was a problem due to the height difference from the bank to the water; they needed to stop the male from drifting away downstream from them.*

*The rescue was made easier by sheer fact the pole was quick to get to work, they could affect the rescue initially to a point of safety near the bank away from the flow, which then allowed the crew time to put a further system of work in place to get the male from the water."*

**Lincoln Fire and Rescue Services**

*PGS, who deal with seismic exploration and have a large fleet of vessels across the globe, have now incorporated the rescue system as part of their 'Man Overboard' procedure and for assisting in the running of their business.*

*It has improved both their rescue capability and controlling direction having used the carbon fibre hook with BP in the Gulf of Mexico. Their workers can reach into the sea without exposing themselves to danger.*

*To quote Einar Nielson, VP and Maritime Technology Advisor for PGS, the Reach and Rescue pole system is "A very good additional rescue tool, which adds value to the other tools that they have" and at all times keeping the operator safe.*

**Einar Nielson - Vive President PGS**

*"We used the Reach and Rescue Poles in a difficult recovery of a body from the River Liffey and the Poles and attachments all came into play during the recovery.*

*We were able to recover the remains without putting our rescue crews at any undue risk in what were difficult conditions. I would highly recommend the Reach and Rescue Poles to any emergency service that are involved in rescue from water on Health and Safety grounds and as a very useful, practical piece of equipment."*

**Civil Defence Officer Dublin City and County**

## WORLDWIDE DISTRIBUTORS



AUSTRALIA  
AUSTRIA  
BELGIUM  
BRAZIL  
CAMBODIA  
CANADA  
CHILE  
CHINA  
CROATIA  
CYPRUS  
CZECH  
REPUBLIC  
DENMARK  
ESTONIA  
FINLAND  
FRANCE  
GERMANY  
HUNGARY  
INDIA  
INDONESIA  
IRELAND  
ISRAEL  
ITALY  
JAPAN  
KOREA  
LUXEMBOURG  
NETHERLANDS  
NEW ZEALAND  
NORWAY  
MYANMAR  
OMAN  
POLAND  
RUSSIA  
KINGDOM OF  
SAUDI ARABIA  
SINGAPORE  
SLOVENIA  
SPAIN  
SWEDEN  
SWITZERLAND  
THAILAND  
TURKEY  
UNITED ARAB  
EMIRATES  
USA  
VIETNAM

# CONTENTS

About 'Reach & Rescue' . . . . .	2
Uses and Applications . . . . .	4
Markets Served . . . . .	5
Key Benefits . . . . .	6
Using the Poles . . . . .	7
Ultralite Poles . . . . .	8
Bird Net . . . . .	9
Boat Hook . . . . .	10
Body Finder System . . . . .	11
Body Hook . . . . .	12
Carbon Fibre Line Hook . . . . .	13
Carrago . . . . .	14
Clamping Float . . . . .	15
Compact Telescopic Pole . . . . .	16
The Crook . . . . .	17
Electrical Rescue Pole . . . . .	18
Floatation Collar . . . . .	19
GoPro Adaptor . . . . .	20
The Grappler . . . . .	21
Inspection Camera . . . . .	22
Kit Bag . . . . .	23
Line Hook . . . . .	24
Overhead Cable Hook . . . . .	25
Pole Bag . . . . .	26
The Portsafe . . . . .	27
Pro Spring Snare . . . . .	28
Rescue Net . . . . .	29
Rope Blade . . . . .	30
Sonar Search Frame . . . . .	31
Swan Hook . . . . .	32
Scaff Hook Carrago . . . . .	33
Throw Bag . . . . .	34
Trigger Blade . . . . .	35
Wading Pole . . . . .	36
Animal Rescue Kit . . . . .	37
Offshore Pole Kit . . . . .	38
Pole Kit . . . . .	39
Bespoke Solutions . . . . .	40
The Pole in Use . . . . .	41
Training Services . . . . .	42
Customer Testimonials . . . . .	43

## DISCLAIMER

Reach and Rescue Ltd will endeavour to keep this information up to date. However, due to our policy of continual improvement and development, we cannot guarantee the accuracy of the figures supplied here. For our Terms and Conditions of trading, please see our website: [reachandrescue.com](http://reachandrescue.com)

# USES AND APPLICATIONS

From water rescue to border control security, from animal rescue to working at heights, the uses and applications for the innovative and unique telescopic pole system are numerous and diverse.



## **WATER:**

*Human and Animal Rescue •  
Search and Surveillance •  
Vessel Support • Operator Safety*



## **MUD:**

*Human and Animal Rescue •  
Operator safety*



## **ICE:**

*Human and Animal Rescue •  
Operator safety*



## **HEIGHT:**

*Operator Safety • Fall Arrest*



## **SECURITY:**

*Search and Surveillance*



## **ELECTRIC:**

*Safety*



## GUARANTEES

We want you to have complete confidence in every product you buy from us. So we think the best way for us to give you that is by standing by our product promise for as long as you have it.

We do not just give a weak 12 month warranty on construction of products and after that leave you to costly repairs for the rest of the product life!

**We give you a Lifetime Guarantee for all the products you purchase!**

See website for full terms and conditions: [www.reachandrescue.com](http://www.reachandrescue.com)

# MARKETS SERVED...

## **MARITIME:**

PORTS • HARBOURS •  
MARINAS • OFFSHORE •  
SEARCH AND RESCUE

## **EMERGENCY SERVICES:**

FIRE AND RESCUE •  
AMBULANCE • ANIMAL  
RESCUE • CIVIL DEFENCE

## **SECURITY:**

POLICE SEARCH •  
BORDER CONTROL •  
MILITARY SERVICES



# KEY BENEFITS

**SAVES  
LIVES**

**SIGNIFICANTLY  
REDUCES  
RESCUE TIME**

**EXTREMELY  
VERSATILE**

**IMPROVES  
OPERATOR  
SAFETY**

**LIFETIME  
GUARANTEE**

**DURABLE,  
RIGID AND  
LIGHTWEIGHT**

## GENERAL CARE AND MAINTENANCE

This should be carried out periodically depending on the frequency of usage.

A. Remove from bag and ensure the internal safety line is free from tangles or knotting and it can be easily extended out, ready for opening the telescopic pole. Ensure the line is tightly knotted on the handle and a sharp tug will show it is secured to the internal top collar

correctly. If it is looking damaged or weakened, replace before further use.

B. Check the clamping strength of each and every clamp. The telescopic tubes should slide easily when the lever is raised and when the lever is turned downwards easily the tubes should be held tight. You should not be able to twist the held section in

the holding clamp by hand. If it can twist then adjust the clamp as shown below.

C. The tube surfaces must be clean and free from grit, sand, dirt or any chemical agent. If so, then clean as described below.

D. The top collar on top of the pole is essential to the correct function and operation of the pole. Check the

# USING THE POLES

The pole is a telescopic device that extends and contracts. The top metal collar holds all the attachments. Below are the basic steps for use:

1. Extend top yellow section by 50cm and slide on the yellow clamping float, if required (for water rescue). This should be slid down blue end first with the locking collar towards the top of the pole.
2. Tighten the clamping float collar until the float remains firmly in place.
3. Choose the applicable attachment for the rescue. This slides over the top collar and the double sprung buttons

should be pushed in and allowed to spring out of the location holes on each attachment collar.

4. Extend pole by lifting the lever towards the top of the pole and pulling out the section, this will stop when fully extended. Then, arch the lever downwards until it stops, the upper tube is now held.
5. Repeat the above process (4) until the desired length is achieved.
6. The clamping float will take the weight of the pole and you can slide it on the water to achieve the desired location.

7. Closing the pole is the reverse of the above. However, during casualty retrieval another technique is to pull the entire opened pole, hand over hand, behind your body for more speed should this be necessary.

The pictures below show the basic 3 step procedure for tightening and loosening the pole clamps. This procedure should be able to be done with your fingers and you should only need to use a spanner if the plastic nut becomes jammed. **Do not use a spanner to tighten the nut - it will over-tighten and cause the lever to snap on pressure.**



double spring motion of the sprung buttons. Ensure this is in place correctly. This outer surface also needs to be clean and free and any dirt or foreign bodies.

- E. Check that all metal attachments are undamaged and fit the top collar without issue. Check the flotation collar is contaminant free and clean ensuring the webbing is in good order.
- F. Extend the pole fully and lift 1 metre from the ground to check the integrity of the tubes.
- G. Adjust the clamps for ease of use, so that they grip the next section firmly but not over-tight. This should be done with the section above extended, in each case. The nut is a

reverse thread, so turn anticlockwise to tighten. If the clamp is not gripping the pole, then it needs adjusting. No amount of forcing the lever down harder will make it grip, this will simply break the lever or the lever-stop underneath. The clamp is tight enough when, grasping the sections above and below the clamp, it is difficult to twist the sections - but not necessarily impossible. When collapsing the pole, it should always be telescoped in a controlled way - not allowed to slam down, one clamp onto the next! This can cause the clamps to dislodge. Whilst they are firmly glued in position, they are not meant for this sort of misuse. Also this is how hands or fingers get trapped. If they become detached,

the surface and residual glue should be sanded smooth and re-glued using Araldite Rapid (available on the high street).

## STORING THE POLE

It is advised to keep the product in the Pole Bag together with the attachments bag. All items are waterproof, but dry storage will prolong the life of the pole.

# ULTRALITE POLES

To accurately deploy flotation devices or other tools. The telescopic poles have adjustable clamps. Each clamp releases the section above in a smooth action enabling fast extraction/retraction

## SAVING VALUABLE TIME ON YOUR RESCUES

### MAINTENANCE & PRECAUTIONS

It is advisable to keep the pole in the Reach and Rescue Pole Bag. All items are waterproof, but dry storage will prolong the life of the pole and bag. A pole end protector should be placed on the gold collar to avoid damage. After use, open out the pole fully and clean/dry each section, also checking for any damage incurred to clamps or sections. All clamps should be checked for the correct torque and adjusted accordingly. All associated end fittings should be tested for the correct mating with the pole multifunctional collar.



### SPECIFICATIONS

- Material: Carbon Fibre  
 Features: • Strong quick release clamp  
 • High visibility end section

POLE SIZE	MATERIAL	CODE	COLAPSED SIZE	WEIGHT	FLOAT REQUIRED
5 Metres	Ultra Light Carbon Fibre	RRUP5	1.8 m	2.1 kg	No
9 Metres		RRUP9	2.1 m	3.1 kg	Yes
13 Metres		RRUP13	2.4 m	4.7 kg	Yes
17 Metres		RRUP17	2.6 m	5.2 kg	Yes



**'WE MAKE THE LONGEST, MOST VERSATILE RESCUE POLE SYSTEMS IN THE WORLD'**



# BIRD NET

A net used in conjunction with the rope blade to catch trapped or injured birds.

## SAVING VALUABLE TIME ON YOUR RESCUES

### HOW TO USE

Used in conjunction with the Rope Blade, attach the bird net to the pole, then add the rope blade by sliding it onto the gold collar. This will secure into place with the spring buttons. Extend the pole to desired length and use.

### MAINTENANCE & PRECAUTIONS

The sleeve fitting should be regularly tested on the pole top fitting as damage will prevent the attachment from fitting securely.



### SPECIFICATIONS

Opening: 43 cm x 32 cm  
Weight: 0.41 kg  
Stock Code: RRBN



**'WE MAKE THE LONGEST, MOST VERSATILE RESCUE POLE SYSTEMS IN THE WORLD'**



# BOAT HOOK

The Boat Hook is used to push or pull boats towards or away from landings. It is also used to pick up moorings.

## SAVING VALUABLE TIME ON YOUR RESCUES

### HOW TO USE

Attach the boat hook attachment by sliding it onto the gold collar. This will secure into place with the sprung buttons. Extend the pole to desired length and use accordingly.

### MAINTENANCE & PRECAUTIONS

The sleeve fitting should be regularly tested on the pole top fitting, as damage will prevent the attachment from fitting securely.



### SPECIFICATIONS

- Material: Stainless Steel
- Weight: 0.25 kg
- Length: 19 cm
- Width: 8 cm
- Stock Code: RRBH



**'WE MAKE THE LONGEST, MOST VERSATILE RESCUE POLE SYSTEMS IN THE WORLD'**



# BODY FINDER SYSTEM

Using our Inspection Camera, in conjunction with our Sonar Search Frame, acts as an accurate, cost effective solution for identifying the presence of objects or bodies.

## SAVING VALUABLE TIME ON YOUR RESCUES


### HOW TO USE

Use the Reach and Rescue Sonar Search Frame to find and mark the target. Then, using the Reach and Rescue Inspection Camera, identify the target for retrieval or investigation.

Finally, select the appropriate Reach and Rescue pole and attachment (such as the Body Hook) if retrieval is required.



**'WE MAKE THE LONGEST, MOST VERSATILE RESCUE POLE SYSTEMS IN THE WORLD'**



# BODY HOOK

Not only does the Reach and Rescue Body Hook enable the quick and accurate retrieval of a casualty it does so without causing collateral injury to them, whether they are conscious or unconscious.

## SAVING VALUABLE TIME ON YOUR RESCUES

### USES AND APPLICATIONS

The Body Hook is used for retrieving both conscious and unconscious bodies and injured persons away from water. The large hook means the casualty is not required to be proactive in their own rescue.

### HOW TO USE

Attach the Body Hook by sliding onto the gold collar of the pole. This will secure into place with the sprung buttons. Extend the pole to the desired length, hook the Body Hook around the casualty's waist and retrieve.

### MAINTENANCE & PRECAUTIONS

The sleeve fitting should be regularly tested on the pole top fitting, as damage will prevent the attachment from fitting securely.



SPECIFICATIONS	
Material:	Aluminium
Weight:	0.328 kg
Length:	50 cm
Opening Width:	42 cm
Stock Code:	RRBHK



**'WE MAKE THE LONGEST, MOST VERSATILE RESCUE POLE SYSTEMS IN THE WORLD'**

# CARBON FIBRE LINE HOOK

Our largest Carbon Fibre Line Hook attaches a line to a fixed point at height or across water. It can also be used, for example, to secure a line to a submerged vehicle.

## SAVING VALUABLE TIME ON YOUR RESCUES

### HOW TO USE

Attach a line to the eyelet of the carabena. Attach the Line Hook by sliding it over the gold collar on the pole. This will secure into place with the sprung buttons.

**Approach:** With the claw point and push through the structure

**Engaged:** The crossbar snaps shut

**Installed:** By pulling back the pole, the line threads around the structure.

### MAINTENANCE & PRECAUTIONS



The sleeve fitting should be regularly tested on the pole top fitting as damage will render the attachment from securely fitting. Ensure the crossbar is closed prior to using to fix a line.

### SPECIFICATIONS

Material:	Carbon Fibre
Weight:	1 kg
Length:	77 cm
Opening Width:	16.5 cm
Stock Code:	RRCLH

### APPLICATIONS INCLUDE:

- Offshore rigs and salvage operations for safety and life lines
- Handsoff line attachment in hazardous conditions with damaged or highly volatile structures both above and below sea level
- Attaching climbing or safety lines to unstable structures such as overhead cables and access ladders
- Attaching to mooring buoys or securing additional safety and security lines
- Below sea level salvage work
- Tree surgery
- Safety or climbing lines



**'WE MAKE THE LONGEST, MOST VERSATILE RESCUE POLE SYSTEMS IN THE WORLD'**

# CARRAGO

The Carrago attaches a fixed line and Scaff Hook Carabena to a distant eyelet, allowing heavy retrieval. This is a large, lightweight aluminium carabena for longer-diameter anchor points.

## SAVING VALUABLE TIME ON YOUR RESCUES

### HOW TO USE

This tool attaches to the top collar of any Reach and Rescue pole, and it is used to reach down, across or upwards to any securing point similar to a harness eyelet. A line is initially attached to the sprung carabena, and once the operator has hooked the target eyelet, the pole is then retrieved. The sprung carabena will subsequently lock onto the target eyelet and pull away, leaving a secure line for retrieval of the object or person.

### MAINTENANCE & PRECAUTIONS

The sleeve fitting should be regularly tested on the pole top fitting as damage will prevent the attachment from fitting securely.



### SPECIFICATIONS

Material: Stainless Steel / Aluminium  
Size: 22 cm (L) x 4 cm (W)  
Weight: 0.85 kg  
Jaw Gap: 3cm  
Stock Code: RRCG



**'WE MAKE THE LONGEST, MOST VERSATILE RESCUE POLE SYSTEMS IN THE WORLD'**

# CLAMPING FLOAT

The Clamping Float is the main flotation device for use with the Reach and Rescue Pole System. Its main function is to support the pole on the surface of the water. The Clamping Float can act as an individual body buoyancy aid.

## SAVING VALUABLE TIME ON YOUR RESCUES

### HOW TO USE

Open the yellow top section of the Reach and Rescue Pole and insert the pole through the blue collar on the end of the float. Turn the yellow locking sleeve anticlockwise to secure the float in place. To remove, reverse the process.

### MAINTENANCE & PRECAUTIONS

Avoid dropping the float onto hard surfaces. Wipe dry after use. Periodically check the thread is clean and grit free.

Clean with warm, soapy water if necessary. Store in Reach and Rescue's Kit Bag. Ensure the locking nut is present on the sleeve.

### SPECIFICATIONS

Material: Plastic coated foam  
Colour: Yellow  
Weight: 0.8 kg  
Length: 30 cm  
Diameter: 20 cm  
Stock Code: RRF



'WE MAKE THE LONGEST, MOST VERSATILE RESCUE POLE SYSTEMS IN THE WORLD'

# COMPACT TELESCOPIC POLE

The compact telescopic pole is used for reaching areas that are inaccessible. It is used with attachments for increased versatility. With a universal 'push' fitting so attachments can be easily interchanged to suit requirements

## SAVING VALUABLE TIME ON YOUR RESCUES

### HOW TO USE

Choose the relevant attachment by sliding it onto the gold collar. This will secure into place with the sprung buttons. Extend the pole to desired length and use.

### MAINTENANCE & PRECAUTIONS

The sleeve fitting should be regularly tested on the pole top fitting as damage will prevent the attachment from fitting securely.

### APPLICATIONS:

Lightweight, small and compact for;


- Arbitors
- Police Forces
- Military Application

### SPECIFICATIONS

Material: Carbon Fibre  
Weight: 1.9 kg  
Length: 1 m (Collapsed)  
6.2 m (Extended)  
Stock Code: RRP1



Use with the Carbon Fibre Line Hook to assist in fall arrest missions



'WE MAKE THE LONGEST, MOST VERSATILE RESCUE POLE SYSTEMS IN THE WORLD'



# THE CROOK

The Crook is a highly durable hooking tool and is designed based on the traditional 'shepherd crook', to enable easy hooking onto the casualty. The design and stainless steel material of this attachment makes it a highly durable hooking tool. It is safe and effective for human, animal and general retrieval.


**SAVING VALUABLE TIME ON YOUR RESCUES**

## HOW TO USE

The sleeved fitting is designed to slide over the pole top fitting, which secures it in place using a double sprung button mechanism. Use by extending the pole to the casualty with or without the clamping float (depending on distance).

## MAINTENANCE & PRECAUTIONS

The sleeve fitting should be regularly tested on the pole top fitting, as damage will prevent the attachment from fitting securely.



## SPECIFICATIONS

Material: Stainless Steel  
Weight: 0.29 kg  
Length: 32 cm  
Opening Width: 12.5 cm  
Stock Code: RRCK



**'WE MAKE THE LONGEST, MOST VERSATILE RESCUE POLE SYSTEMS IN THE WORLD'**

# ELECTRICAL RESCUE POLE

The Pole is an essential piece of kit for Substations and other Environment Electrical Works.

## SAVING VALUABLE TIME ON YOUR RESCUES

### USES AND APPLICATIONS

The Electrical Rescue Pole, tested with voltages up to 90V, grasps the casualty by the waist and allows the operator to remain at a safe distance from the victim whilst being able to rescue them from the danger zone and bring them into a safe area.


### SIZES

The Electrical Rescue Pole is available in 2 sizes:

1. Electrical Rescue Pole - 1.6m Length 35KV (Tested Voltage)
2. Electrical Rescue Pole - 2.0m Length 90KV (Tested Voltage)

### SPECIFICATIONS

Test voltage on  
30 cm: 100 kV.  
Hook: Steel Tube  
Size: 18 x 1.5 cm  
Length: 60 cm  
Stock Code: RRSR



REF	DESCRIPTION	OPERATING VOLTAGE	LENGTH WITHOUT HOOK	LENGTH OF PROTECTED AREA	WEIGHT
TP12 45KV	Rescue stick with protective handguard and hook	45 kV	1.47 m	600 mm	1.4 kg
TP12 90KV		90 kV	2.1 m	600 mm	1.7 kg



**'WE MAKE THE LONGEST, MOST VERSATILE RESCUE POLE SYSTEMS IN THE WORLD'**



# FLOTATION COLLAR

The Flotation Collar floats above water surface, thereby enabling easy and efficient reach to the casualty. This is a buoyancy aid designed to capture and tighten around a casualty. It can also be used to lift a human or animal up to a height, while providing a cushioned hold.

## SAVING VALUABLE TIME ON YOUR RESCUES

### HOW TO USE

The Flotation Collar comes with a sleeved fitting. This is designed to slide over the pole top fitting, which secures it in place using a double sprung button mechanism. This device floats to enable ease of reach to the casualty.

### MAINTENANCE & PRECAUTIONS

The sleeve fitting should be tested regularly on the pole top fitting, as damage will prevent the attachment from fitting securely. The Velcro lasso system should be checked and maintained. Clean regularly to maintain high standards.



SPECIFICATIONS	
Material:	Stainless Steel, webbing and foam insert, nylon coating
Weight:	0.7 kg
Opening:	45 cm
Operating Temp.:	5°C to > 70°C
Dimensions:	18.8cm(L) x 4cm(W) x 9.55cm(H)
Stock Code:	RRFC



**'WE MAKE THE LONGEST, MOST VERSATILE RESCUE POLE SYSTEMS IN THE WORLD'**

# GOPRO ADAPTOR

The Reach and Rescue GoPro Adaptor attaches directly onto all GoPro and similar cameras, enabling you to get closer to the action at height, length or underwater.

## SAVING VALUABLE TIME ON YOUR RESCUES

### HOW TO USE


Attach your GoPro or mini cam head of choice by screwing it onto the Adaptor. Attach the collar onto the gold section of the reach pole and extend to the desired length.

### MAINTENANCE & PRECAUTIONS

The sleeve fitting should be regularly tested on the pole top fitting, as damage will prevent the attachment from fitting securely.

### SPECIFICATIONS

Material: Aluminium  
Height: 11 cm  
Width: 3 cm  
Weight: 0.1 kg  
Stock Code: RRGPRO



'WE MAKE THE LONGEST, MOST VERSATILE RESCUE POLE SYSTEMS IN THE WORLD'



# THE GRAPPLER

This attachment is particularly useful on irregularly shaped retrievals where maximum engagement is critical. The Grappler has proven extremely effective in the removal of flood debris and in boat line grasping.

## SAVING VALUABLE TIME ON YOUR RESCUES

### HOW TO USE

The sleeved fitting is designed to slide over the pole top fitting, which secures it in place using a double sprung button mechanism. Use by extending the pole to the casualty with or without the clamping float (depending on distance).

### MAINTENANCE & PRECAUTIONS

The sleeve fitting should be regularly tested on the pole top fitting, as damage will prevent the attachment from fitting securely.



### SPECIFICATIONS

Material:	Stainless Steel
Weight:	0.55 kg
Hook Radius:	12 cm
Length:	29 cm
Across 2 hooks:	23 cm
Stock Code:	RRGP

*"It's a great piece of equipment to have on site, especially considering how far it can reach."*

*Port of Poole Marina*



**'WE MAKE THE LONGEST, MOST VERSATILE RESCUE POLE SYSTEMS IN THE WORLD'**

# INSPECTION CAMERA

Reach and Rescue's versatile Inspection Camera has multiple applications, such as body searches, weapon searches and security checks by Police and Military Services. It is used in checks by Security Officers from factory plants to incoming/outgoing haulage and the hulls of sea vessels in water. Additionally, Border Patrols can use this device to conduct checks underneath vehicles.

## SAVING VALUABLE TIME ON YOUR RESCUES

### HOW TO USE

The sleeve fitting is designed to slide over the pole fitting, which secures it in place using a double sprung button mechanism.

### MAINTENANCE & PRECAUTIONS

The sleeve fitting should be regularly tested on the pole top fitting, as damage will prevent the attachment from fitting securely.



### SPECIFICATIONS

#### CAMERA

Sensor: 1/3" Sony CCD  
 Head Size: 2.3cm (D) x 4.5cm (L)  
 Material: Stainless Steel  
 View Angle: 1350 Wide Angle  
 Lens Cover: Sapphire Glass  
 LEDs: 12 x Bright White LEDs  
 Waterproof: IP68

#### CABLE

Material: Fibreglass Rod Cable  
 Wheel: Stainless Steel (33cm Dia)  
 Size: 20/30/40m x 0.54cm Ø  
 Connector: Gold TouchPoint  
 Rotation: Rotatable in the suitcase

#### BOX

Size: 50cm (L) x 43cm (W) x 20cm (D)  
 Weight: 10.2kg

#### MONITOR

Resolution: 800 x 480 Pixels  
 Size: 7 inches  
 Compress: MPEG4  
 Recording: Visual and Audio  
 Picture: Picture Shot Function  
 Languages: 9  
 Memory: SD Card (Max. 32GB External)

Stock Code: RRPROCAM



**'WE MAKE THE LONGEST, MOST VERSATILE RESCUE POLE SYSTEMS IN THE WORLD'**

# KIT BAG

The Kit Bag stores attachments for your Reach and Rescue Pole Kit and/or other rescue tools.

## SAVING VALUABLE TIME ON YOUR RESCUES

### USAGE

A Reach and Rescue Kit Bag is sized to accommodate the attachments in a Reach and Rescue Pole Kit.



### SPECIFICATIONS

Material: Waterproof nylon, high visibility, high durability netting  
Colour: Black Mesh  
Size: 73 cm (L) x 48 cm (W)  
Stock Code: RRGB

- Drawstring for quick opening
- Easy to store
- Easy to dry
- Durable material
- Easy to carry



**'WE MAKE THE LONGEST, MOST VERSATILE RESCUE POLE SYSTEMS IN THE WORLD'**



# LINE HOOK

The Line Hook attaches a line to a fixed point at height or across water. It can also be used, for example, to secure a line to a submerged vehicle.

## SAVING VALUABLE TIME ON YOUR RESCUES

### HOW TO USE

Attach a line to the eyelet of the carabena. Attach the Line Hook by sliding it over the gold collar on the pole. This will secure into place with the sprung buttons.

**Approach:** With the claw point and push through the structure

**Engaged:** The crossbar snaps shut

**Installed:** By pulling back the pole, the line threads around the structure.

### MAINTENANCE & PRECAUTIONS

The sleeve fitting should be regularly tested on the pole top fitting as damage will prevent the attachment from securely fitting. Ensure the crossbar is closed prior to using to fix a line.

SPECIFICATIONS	
Material:	Stainless Steel
Weight:	1 kg
Dimensions:	34 x 19.5 x 3 cm
Open Width:	7 cm
Stock Code:	RRLH

### APPLICATIONS INCLUDE:

- Offshore rigs and salvage operations for safety and life lines
- Handsoff line attachment in hazardous conditions with damaged or highly volatile structures both above and below sea level
- Attaching climbing or safety lines to unstable structures such as overhead cables and access ladders
- Attaching to mooring buoys or securing additional safety and security lines
- Below sea level salvage work
- Tree surgery
- Safety or climbing lines



**'WE MAKE THE LONGEST, MOST VERSATILE RESCUE POLE SYSTEMS IN THE WORLD'**



# OVERHEAD CABLE HOOK

The hook is designed to reach cables at a height and to assist in the recovery of a casualty.


## SAVING VALUABLE TIME ON YOUR RESCUES

### HOW TO USE

Connect the attachment by sliding it onto the gold collar. This will secure into place with the spring buttons. Extend the pole to desired length and use.

### MAINTENANCE & PRECAUTIONS

The sleeve fitting should be regularly tested on the pole top fitting as damage will prevent the attachment from fitting securely.



Stock Code: RROCH



'WE MAKE THE LONGEST, MOST VERSATILE RESCUE POLE SYSTEMS IN THE WORLD'



# POLE BAG

The Reach and Rescue Pole Bag holds all sizes of poles and closes via Velcro flaps. It significantly prolongs the life of your Rescue Pole

## SAVING VALUABLE TIME ON YOUR RESCUES

### MAINTENANCE & PRECAUTIONS

Keep clean and greasefree. Check the Velcro for function



### SPECIFICATIONS

Material: Nylon  
Colour: Black  
Dimensions: Various sizes to cover each size of pole  
Stock Code: RRPB



**'WE MAKE THE LONGEST, MOST VERSATILE RESCUE POLE SYSTEMS IN THE WORLD'**

# THE PORTSAFE

Public Access Water Rescue System - Giving the public a simple to use device, enabling them to perform a rescue while waiting for emergency services to arrive, speeding up the rescue and saving lives.

## SAVING VALUABLE TIME ON YOUR RESCUES

### ABOUT

The pole is contained in a lockable box and stands the water's edge similar to the traditional lifebuoy. But unlike the lifebuoy, it is secure and tamper proof.

The lockable box will show a number for members of the public to call to allow access to the Reach and Rescue pole.



Stock Code: RRPOS



**'WE MAKE THE LONGEST, MOST VERSATILE RESCUE POLE SYSTEMS IN THE WORLD'**



# PRO SPRING SNARE

This tool is designed to quickly ensnare an inanimate object or when the operator has no cooperation from the target; in animal rescues and retrieval of unconscious persons.

## SAVING VALUABLE TIME ON YOUR RESCUES

### HOW TO USE

This tool attaches to the universal sprung button sleeve. It is a spring loaded design, which needs to be reset after each snaring. The target is placed inside the loop and a light tug on the pole will release the snare, locking onto the target.


### MAINTENANCE & PRECAUTIONS

The sleeve and cable should be kept dry, clean and lightly oiled. If the spring of the cable reduces dramatically, please contact the supplier.

SPECIFICATIONS	
Material:	Stainless Steel
Weight:	0.35 kg
Opening:	42 cm
Stock Code:	RRPS

**Another animal life saved by the RSPCA with the assistance of Reach & Rescue equipment**

The above team at the RSPCA have rescued another animal using the Reach and Rescue Pole and Pro Snare attachment. The lamb was located down a crag near Snowdon, and thanks to the long reach of our Award Winning Rescue System the endangered animal was rescued successfully. Additionally, the skilled RSPCA team responsible for the rescue were also kept safe from harm due to high operator safety by keeping rescuers out of hazardous zones. The advantage of The Pro Snare is that it is a spring loaded device where the loop is placed over the target and with a light pull on the pole it will release the snare, locking onto the target. This tool is ideal for animal control and even unconscious human retrieval.



**'WE MAKE THE LONGEST, MOST VERSATILE RESCUE POLE SYSTEMS IN THE WORLD'**

# RESCUE NET

Used for the safe rescue of small animals. Sturdy, robust and very lightweight construction. The soft mesh is knotless and ideal for catch and release purposes.

## SAVING VALUABLE TIME ON YOUR RESCUES

### HOW TO USE

Attach the Rescue Net by sliding onto the gold collar of the pole. This will secure into place with the sprung buttons. Extend the pole to desired length and scoop the Rescue Net over the casualty. Pull the cord to tighten the neck.

### MAINTENANCE & PRECAUTIONS

The sleeve fitting should be regularly tested on the pole top fitting, as damage will prevent the attachment from fitting securely.




### SPECIFICATIONS

Height: 50.8 cm  
Diameter: 17.8 cm  
Stock Code: RRRNET



'WE MAKE THE LONGEST, MOST VERSATILE RESCUE POLE SYSTEMS IN THE WORLD'



# ROPE BLADE

For use where a rope or line needs to be severed. Also used to cut other materials, such as harnesses, strapping, fishing wire and netting.

## SAVING VALUABLE TIME ON YOUR RESCUES

### HOW TO USE

Attach the Rope Blade attachment onto the gold collar and remove the protective sleeve to expose the blade. Extend the pole to the required length and place over the material. Then pull down using the pole. The blade can be removed and replaced once worn or blunt.

### MAINTENANCE & PRECAUTIONS

The sleeve fitting should be regularly tested on the pole top fitting as damage will prevent the attachment from fitting securely. Ensure the blade is covered after use.

### SPECIFICATIONS

Weight:	0.2 kg
Depth:	3 cm
Opening:	6 cm
Blade Length:	4 cm
Material:	Aluminium
Stock Code:	RRRB



A standard 'Stanley' blade is used for easy replacement



**'WE MAKE THE LONGEST, MOST VERSATILE RESCUE POLE SYSTEMS IN THE WORLD'**



# SONAR SEARCH FRAME

To conduct underwater searches for bodies/objects using a sonar attached to the universal frame. Can also be used to search the hulls of boats for bodies/objects that are hard to find using R.O.Vs.

## SAVING VALUABLE TIME ON YOUR RESCUES

### HOW TO USE

Screw the sonar (not included) onto the moveable head attachment using the universal screw holes. Attach the moveable head attachment by sliding it onto the gold collar. This will secure into place with the sprung buttons. Place the pole and attachment into the water using the metal wire to tilt the head in the position you require. View your findings via the sonar monitor.

### MAINTENANCE & PRECAUTIONS

The sleeve fitting should be regularly tested on the pole top fitting as damage will prevent the attachment from fitting securely.

*"This vital lifesaving equipment is light and versatile and we have trialled it with great success in both the River Lagan and with our rescue boat in coastal environments. We look forward to placing future orders with Reach & Rescue and can recommend this product to all those involved in lifesaving."*

*Lagan Search & Rescue*



**SPECIFICATIONS**  
Stock Code: RRSO

**'WE MAKE THE LONGEST, MOST VERSATILE RESCUE POLE SYSTEMS IN THE WORLD'**

# SWAN HOOK

This animal rescue tool is designed to enable the safe and efficient retrieval of swans and other birds. Reach and Rescue's Swan Hook is used by, among many others, the RSPCA to rescue injured and endangered birds.

## SAVING VALUABLE TIME ON YOUR RESCUES

### HOW TO USE

Attach the Swan Hook by sliding it onto the gold collar of the Reach and Rescue Pole. This will secure it into place with the sprung buttons. Extend the pole to required length.

### MAINTENANCE & PRECAUTIONS

The sleeve fitting should be tested regularly on the pole top fitting as damage will prevent the attachment from fitting securely.

### SPECIFICATIONS

Stock Code: RRRSH



#### Tricky Swan rescue made possible for the RSPCA thanks to telescopic pole from Reach & Rescue.

The RSPCA was recently called out to Hemlington Lake to rescue a swan, which was reported to be bleeding with a fishing hook and line caught in its mouth. Fortunately, responding Water Rescue Officers were equipped with one of Reach and Rescue's revolutionary rescue poles, the longest telescopic poles in the world. The rescue team deployed Reach and Rescue's lifesaving pole with the hook attachment to retrieve the injured bird. Thanks to the length and directional accuracy of Reach and Rescue's poles, operators can execute a rescue without having to venture into potentially hazardous waters. A member of the rescue team at Hemlington Lake said plainly that this rescue would not have been possible without Reach and Rescue's unique pole.



***"A member of the RSPCA water rescue team said that this rescue was made possible only thanks to Reach and Rescue's unique pole and swan hook attachment."***



**'WE MAKE THE LONGEST, MOST VERSATILE RESCUE POLE SYSTEMS IN THE WORLD'**



# SCAFF HOOK CARRAGO

The Carrago attaches a fixed line and Scaff Hook Carabena to a distant eyelet, allowing heavy retrieval. This is a large, lightweight aluminium carabena for longer diameter anchor points. Can be used in conjunction with a davit winch.

## SAVING VALUABLE TIME ON YOUR RESCUES

### HOW TO USE

This tool attaches to the top collar of any Reach and Rescue pole by sliding it onto the gold collar and it is used to reach down, across or upwards to any securing point similar to a harness eyelet. A line is initially attached to the sprung carabena, and once the operator has hooked the target eyelet, the pole is then retrieved. The sprung carabena will subsequently lock onto the target eyelet and pull away, leaving a secure line for retrieval of the object or person.

### SPECIFICATIONS

Material:	Stainless Steel/ Aluminium
Length:	25 cm
Width:	16.5 cm
Weight:	0.8 kg
Jaw Opening:	5 cm
Stock Code:	RRLCO

### MAINTENANCE & PRECAUTIONS

The sleeve fitting should be regularly tested on the pole top fitting as damage will prevent the attachment from fitting securely.



**'WE MAKE THE LONGEST, MOST VERSATILE RESCUE POLE SYSTEMS IN THE WORLD'**



# THROW BAG

This rescue device comes with a standard rope stuffed loosely and can be used from land, boat or any stable platform. It can also be supplied with a 25m or 30m rope.

## SAVING VALUABLE TIME ON YOUR RESCUES

### HOW TO USE

The throw bag is tossed to the casualty from a stable position into swift water/ rapids enabling the swimmer to grab the floating rope and get pulled to safety. Wider neck for easy repacking.

### MAINTENANCE & PRECAUTIONS

Check terminal bag knot. Air the rope after use to dry. Ensure the rope is correctly packed to allow correct deployment.



*"This is easy to throw and rethrow; to get the rope back in the bag and rethrow it in an emergency situation is very important. Reach & Rescue's throwbag is also very easy to carry and hold, and will clip on to your kit"*

Kent Search & Rescue

### SPECIFICATIONS

Weight:	0.5 kg
Rope Length:	20, 25 or 30 m floating rope
Bag Opening:	35 cm
Maximum Load:	300 kg
Stock Code:	RRTB2



**'WE MAKE THE LONGEST, MOST VERSATILE RESCUE POLE SYSTEMS IN THE WORLD'**

# TRIGGER BLADE

This tool is used to cut or saw branches or wires high in trees while staying on the ground. The double compound action pulley makes cutting easier from a distance.

**SAVING VALUABLE TIME ON YOUR RESCUES**

## HOW TO USE

Attach the Trigger Blade to the pole.  
Extend the pole to desired length. Using the pulley, cut the desired material with ease.

## MAINTENANCE & PRECAUTIONS

This sleeve fitting should be regularly tested on the pole top fitting as damage will prevent the attachment from fitting securely.

## SPECIFICATIONS

Length: 37.5 cm  
Width: 8.5 cm  
Material: Steel Saw Blade  
1¼" cutting nonstick  
lopper blade  
Stock Code: RRTB



**'WE MAKE THE LONGEST, MOST VERSATILE RESCUE POLE SYSTEMS IN THE WORLD'**



# WADING POLE

The Wading Pole is used as a depth and stability aid when wading through unknown terrain and deep waters. An ideal flood aid.

## SAVING VALUABLE TIME ON YOUR RESCUES

*"This is a great bit of kit. It's got weight to it. You can really go in full on in range and rescue anybody in any circumstance with Reach and Rescue's equipment. Absolutely superb."*

*John at Watersafe UK*



SPECIFICATIONS	
Material:	Fibreglass (Buoyant)
Handle:	Plastic coated Steel
Colour:	Yellow/Black handle
Length:	1.8 m
Weight:	1.1 kg
Diameter:	3.2 cm
Stock Code:	RRWP



**'WE MAKE THE LONGEST, MOST VERSATILE RESCUE POLE SYSTEMS IN THE WORLD'**

# ANIMAL RESCUE POLE KIT

## KIT INCLUDES:

Pole / Crook / Pro Snare / Pole Bag / Kit Bag / Rescue Net / Clamping Float / Bird Hook / Rope Blade

## SAVING VALUABLE TIME ON YOUR RESCUES

### HOW TO USE

Choose the relevant attachment and slide it onto the gold collar. This will secure into place with the sprung buttons. Extend the pole to desired length and use.

### MAINTENANCE & PRECAUTIONS


The sleeve fitting should be regularly tested on the pole top fitting as damage will prevent the attachment from fitting securely.



POLE SIZE	MATERIAL	CODE	COLAPSED SIZE	WEIGHT	FLOAT REQUIRED
5 Metres	Ultra Light Carbon Fibre	RRP5AN	1.8 m	2.1 kg	No
9 Metres		RRP9AN	2.1 m	3.1 kg	Yes
13 Metres		RRP13AN	2.4 m	4.7 kg	Yes
17 Metres		RRP17AN	2.6 m	5.2 kg	Yes



**'WE MAKE THE LONGEST, MOST VERSATILE RESCUE POLE SYSTEMS IN THE WORLD'**



# OFFSHORE POLE KIT

## KIT INCLUDES:

Pole / Clamping Float / Body Hook / Boat Hook / Line Hook / Flotation Collar / Kit Bag / Scaff Hook Carrago / Rescue Net / Pole Bag

### SAVING VALUABLE TIME ON YOUR RESCUES

#### HOW TO USE

Choose the relevant attachment by sliding it onto the gold collar. This will secure into place with the sprung buttons. Extend the pole to desired length and use.

#### MAINTENANCE & PRECAUTIONS

The sleeve fitting should be regularly tested on the pole top fitting as damage will prevent the attachment from fitting securely.



POLE SIZE	MATERIAL	CODE	COLAPSED SIZE	WEIGHT	FLOAT REQUIRED
5 Metres	Ultra Light Carbon Fibre	RRP50S	1.8 m	2.1 kg	No
9 Metres		RRP90S	2.1 m	3.1 kg	Yes
13 Metres		RRP130S	2.4 m	4.7 kg	Yes
17 Metres		RRP170S	2.6 m	5.2 kg	Yes



**'WE MAKE THE LONGEST, MOST VERSATILE RESCUE POLE SYSTEMS IN THE WORLD'**



# POLE KIT

## KIT INCLUDES:

Pole / Clamping Float / Crook / Body Hook / Pro Snare / Flotation Collar / Pole Bag / Kit Bag / Grappler / Scaff Hook Carrago

## SAVING VALUABLE TIME ON YOUR RESCUES

### HOW TO USE

Choose the relevant attachment by sliding it onto the gold collar. This will secure into place with the sprung buttons. Extend the pole to desired length and use.

### MAINTENANCE & PRECAUTIONS

The sleeve fitting should be regularly tested on the pole top fitting as damage will prevent the attachment from fitting securely.



POLE SIZE	MATERIAL	CODE	COLAPSED SIZE	WEIGHT	FLOAT REQUIRED
5 Metres	Ultra Light Carbon Fibre	RRPK5	1.8 m	2.1 kg	No
9 Metres		RRPK9	2.1 m	3.1 kg	Yes
13 Metres		RRPK13	2.4 m	4.7 kg	Yes
17 Metres		RRPK17	2.6 m	5.2 kg	Yes



**'WE MAKE THE LONGEST, MOST VERSATILE RESCUE POLE SYSTEMS IN THE WORLD'**

# BESPOKE SOLUTIONS




We can tailor bespoke solutions for many scenarios and your individual requirements.

To discuss a solution for that will meet your needs, please call +44 (0) 3301 595 088 or email [jo@reachandrescue.com](mailto:jo@reachandrescue.com)





# THE POLE IN USE



# TRAINING SERVICES

REACH AND RESCUE PROFESSIONAL SAFETY, RESCUE & TRAINING SERVICES

## MODULE

# 1

Water Awareness &  
Safety / Safe  
Working Near Water



## MODULE

# 2

Water Rescue First  
Responder



## MODULE

# 3

Swift Water Rescue  
Technician



## MODULE

# 4

Swift Water Rescue  
Boat Operator



Each course is run by our approved partner (Rescue 3 Accredited), which is compliant with UK Government National Flood Enhancement Concept of Operations.

*"Shout, reach, throw, row, go"*

# CUSTOMER TESTIMONIALS

*Poole Quay Boat Haven & Port of Poole Marina*

Poole Quay Boat Haven & Port of Poole Marina have now adopted Reach and Rescue Poles as Part of their Marina Safety.  
The Marina Manager has said "it's a great piece of equipment to have on site, especially considering how far it can reach".

*Lincoln Fire and Rescue Services*

The crew actually used the pole to rescue a male from water. Access was a problem due to the height difference from the bank to the water; they needed to stop the male from drifting away downstream from them.  
The rescue was made easier by sheer fact the pole was quick to get to work, they could affect the rescue initially to a point of safety near the bank away from the flow, which then allowed the crew time to put a further system of work in place to get the male from the water.

*Nigel Cobb  
Watersafe UK*

Watersafe UK is a charity and first started using the pole in a real rescue about three years ago. We used the 9 metre pole with the flotation collar attachment. The woman we saved was panicking and a throwline would not have saved her. Being able to reach her with the pole and force the collar over her is what did.  
It has revolutionised the way that we do rescues and the we have saved over a dozen people using the pole.  
We absolutely recommend the Reach and Rescue telescopic pole rescue system. We run courses in water awareness and always introduce the pole to our participants as we know it is that good.

*Joost van Ierssel'  
Rescue 3  
Netherlands*

It is a very useful tool. We are using it for quite some time now. Have fun with it.'

*James Mc Connell  
Civil Defence  
Officer Dublin City  
and County*

We used the Reach and Rescue Poles in a difficult recovery of a body from the River Liffey and the Poles and attachments all came into play during the recovery. We were able to recover the remains without putting our rescue crews at any undue risk in what were difficult conditions. I would highly recommend the Reach and Rescue Poles to any emergency service that are involved in rescue from water on Health and Safety grounds and as a very useful, practical piece of equipment.

*Mark Palmer  
North East Wales  
Search & Rescue*

Very pleased with the wading poles, we used them in Exercise Berwyn at Bala and at the Dee River Festival and on SRT training. Very solid construction. We have some more training next month also.

*Lagan Rescue uses  
Reach and Rescue  
Equipment*

The volunteers of Lagan Search & Rescue's acute water rescue service have had the pleasure of testing the Reach and Rescue carbon-fibre, telescopic Rescue Pole. This vital lifesaving equipment is light and versatile and we have trialed this with great success in both the River Lagan and with our Rescue Boat in coastal environments. We look forward to placing future orders with Reach & Rescue and can recommend this product to all those involved in lifesaving.

*Einar Neilson  
Vice President PGS*

Einar Neilson, VP and Maritime Technology Advisor for PGS, the Reach and Rescue pole system is "A very good additional rescue tool, which adds value to the other tools that they have" and at all times keeping the operator safe.

Their workers can reach into the sea without exposing themselves to danger. Can hook onto a wide range of things, human or other with any additional risk. It is also been incorporated in their Man Overboard procedure.



REACHING OUT TO  
**SAVE  
LIVES**  
...ACROSS THE WORLD

## THE NEXT STEP...

To book a demonstration or free trial, or to find out more about us and our equipment, please call us, or visit our website at: [www.reachandrescue.com](http://www.reachandrescue.com)



Telephone:  
**+44 (0)3301 595 088**

Email:  
[jo@reachandrescue.com](mailto:jo@reachandrescue.com)

Reach and Rescue Limited, Unit B, Winegro House, Worthington Way, Wigan WN3 6XE